

AIRFINANCE DEALS DATABASE

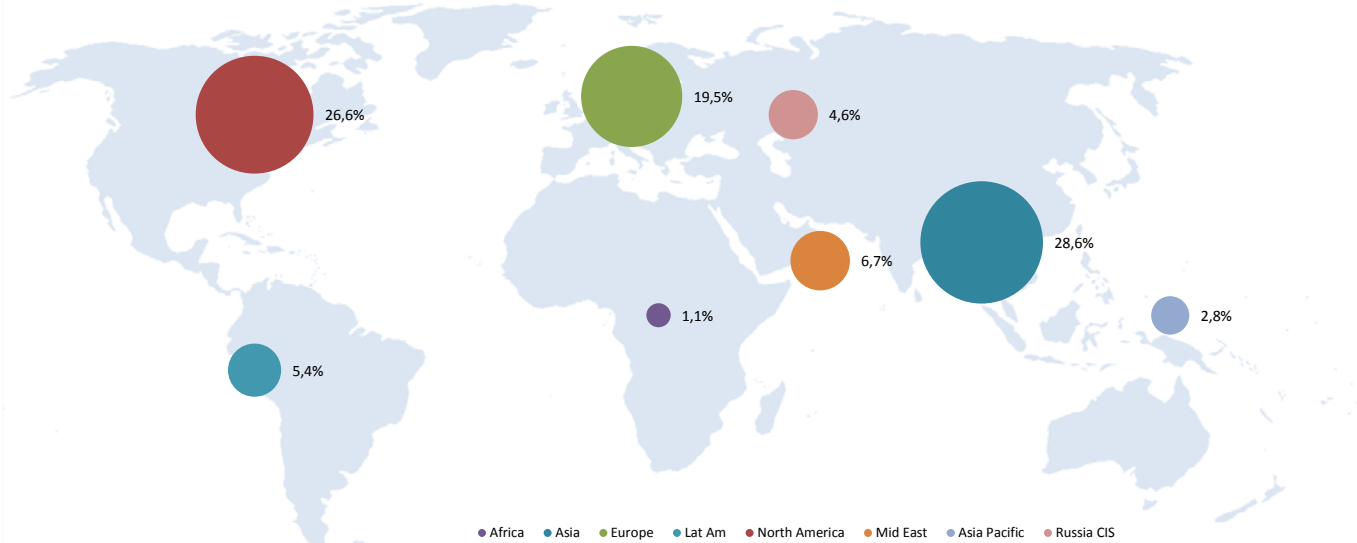
Orders and deliveries report

Q3 2013

www.airfinancejournal.com/dealsdatabase

BACKLOG OVERVIEW

WORLD BACKLOG DISTRIBUTION



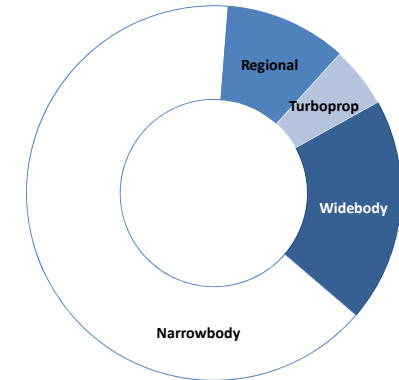
ORDERS BY REGION AND MANUFACTURER

	Airbus		Boeing		Bombardier		COMAC		Embraer		Irkut		MRJ		Sukhoi		Total	
Africa	73	1,4%	50	1,0%	8	2,7%	0	0,0%	3	0,8%	0	0,0%	0	0,0%	0	0,0%	134	1,1%
Asia	1693	31,9%	929	19,4%	15	5,1%	664	96,4%	19	4,8%	71	25,7%	15	9,1%	66	29,9%	3472	28,6%
Asia Pacific	245	4,6%	91	1,9%	1	0,3%	0	0,0%	0	0,0%	0	0,0%	0	0,0%	0	0,0%	337	2,8%
Europe	1206	22,8%	992	20,7%	113	38,6%	0	0,0%	47	11,9%	0	0,0%	0	0,0%	10	4,5%	2368	19,5%
Latin America	333	6,3%	244	5,1%	0	0,0%	0	0,0%	27	6,8%	0	0,0%	0	0,0%	47	21,3%	651	5,4%
Middle East	506	9,5%	292	6,1%	10	3,4%	0	0,0%	8	2,0%	0	0,0%	0	0,0%	0	0,0%	816	6,7%
North America	1084	20,5%	1573	32,9%	96	32,8%	25	3,6%	289	73,0%	0	0,0%	150	90,9%	4	1,8%	3221	26,6%
Russia CIS	85	1,6%	148	3,1%	32	10,9%	0	0,0%	2	0,5%	200	72,5%	0	0,0%	94	42,5%	561	4,6%
Not Disclosed	74	1,4%	468	9,8%	18	6,1%	0	0,0%	1	0,3%	5	1,8%	0	0,0%	0	0,0%	566	4,7%
Total	5299	43,1%	4787	40,1%	293	2,6%	689	5,8%	396	3,0%	276	2,2%	165	1,4%	221	1,9%	12126	

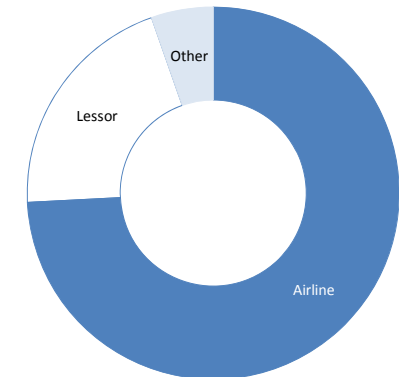
ORDERS BACKLOG BY CUSTOMER PROFILE

	No	%	No	%	No	%	No	%	No	%	No	%	No	%	No	%	No	%
Airline	4240	80,0%	3550	74,2%	204	69,6%	385	55,9%	304	76,8%	15	5,4%	165	100,0%	146	66,1%	9151	74,2%
Lessor	985	18,6%	724	15,1%	67	22,9%	295	42,8%	90	22,7%	256	92,8%	0	0,0%	75	33,9%	2517	20,4%
Other	74	1,4%	513	10,7%	22	7,5%	9	1,3%	2	0,5%	5	1,8%	0	0,0%	0	0,0%	664	5,4%

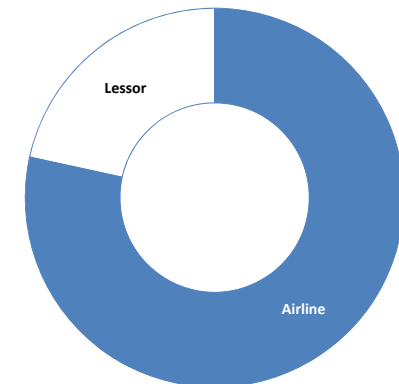
BY ASSET CLASS



BY CUSTOMER PROFILE

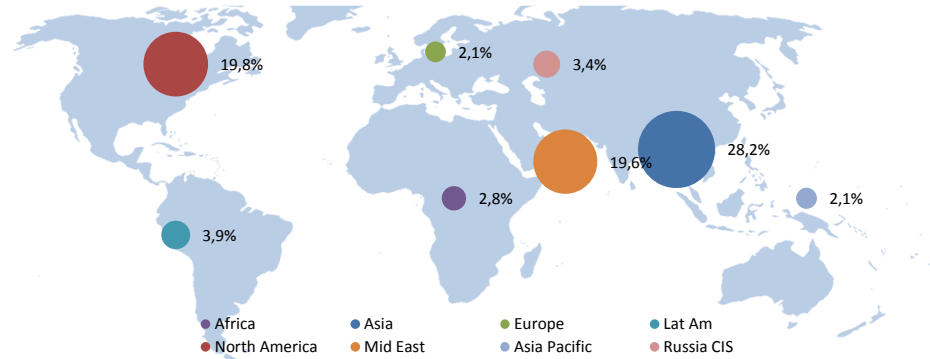


BY PROGRAMME STATUS



BACKLOG OVERVIEW-WIDEBODY AIRCRAFT

WORLD BACKLOG DISTRIBUTION



MARKET SHARE BY MANUFACTURER

	Airbus		Boeing		TOTAL	
	No	%	No	%	No	%
Africa	35	3,1%	34	2,6%	69	2,8%
Asia	347	30,9%	342	25,9%	689	28,2%
Asia Pacific	27	2,4%	24	1,8%	51	2,1%
Europe	216	19,3%	212	16,1%	428	17,5%
Lat Am	47	4,2%	48	3,6%	95	3,9%
Mid East	273	24,3%	206	15,6%	479	19,6%
North America	143	12,7%	340	25,8%	483	19,8%
Russia CIS	26	2,3%	39	3,0%	65	2,7%
Not Disclosed	8	0,7%	75	5,7%	83	3,4%
Total	1122	45,9%	1320	54,1%	2442	

ORDERS BY CUSTOMER PROFILE

	Airbus	Boeing	TOTAL
Airline	982 87,5%	1044 79,1%	2026 83,0%
Lessor	132 11,8%	187 14,2%	319 13,1%
Other	8 0,7%	89 6,7%	97 4,0%

ORDERS BY REGION AND MANUFACTURER

	IN PRODUCTION				NOT IN PRODUCTION			
	No		(%)		No		(%)	
	Airbus	Boeing	Airbus	Boeing	Airbus	Boeing	Airbus	Boeing
Africa	9	27	2,3%	3,2%	26	7	3,6%	1,5%
Asia	129	209	32,5%	24,9%	218	133	30,1%	27,7%
Asia Pacific	27	14	6,8%	1,7%	0	10	0,0%	2,1%
Europe	77	110	19,4%	13,1%	139	102	19,2%	21,2%
Lat Am	10	38	2,5%	4,5%	37	10	5,1%	2,1%
Mid East	89	155	22,4%	18,5%	184	51	25,4%	10,6%
North America	45	188	11,3%	22,4%	98	152	13,5%	31,6%
Russia CIS	4	39	1,0%	4,6%	22	0	3,0%	0,0%
Not Disclosed	7	59	1,8%	7,0%	1	16	0,1%	3,3%
Total	397	839	32,1%	67,9%	725	481	3,8%	2,2%

ORDERS BY CUSTOMER PROFILE

	Airbus	Boeing	TOTAL
Airline	344 86,6%	680 81,0%	1024 88,0%
Lessor	46 11,6%	86 10,3%	132 11,9%
Other	7 1,8%	73 8,7%	80 3,3%

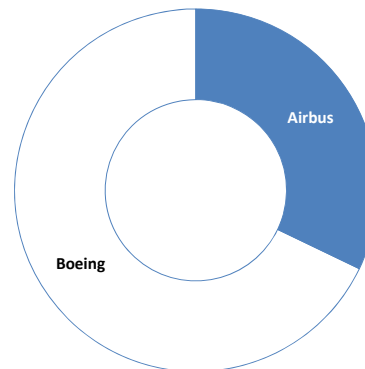
TOP ORDERS, WIDEBODY AIRCRAFT

AIRBUS			BOEING		
Rank	Customer	Orders	Rank	Customer	Orders
1	Emirates	123	1	ILFC	71
2	Qatar Airways	90	2	Emirates	61
3	Singapore Airlines	78	3	Air Lease Corporation	60
4	Cathay Pacific	55	4	United Airlines	58
5	Asiana Airlines	36	5	American Airlines	53
6	United Airlines	35	6	FedEx	53
7	Lufthansa	30	7	All Nippon Airways	46
8	British Airways	28	8	Ethiad Airways	42
9	US Airways	27	9	Air Canada	40
10	Hong Kong Airlines	27	10	Singapore Airlines	36
11	TAM	27	11	Aeroflot	34
12	Kingfisher Airlines	25	12	JAL	34
13	Ethiad Airways	25	13	Qatar Airways	30
14	CIT	25	14	GECAS	28
15	Airasia X	25	15	Air France-KLM Group	25

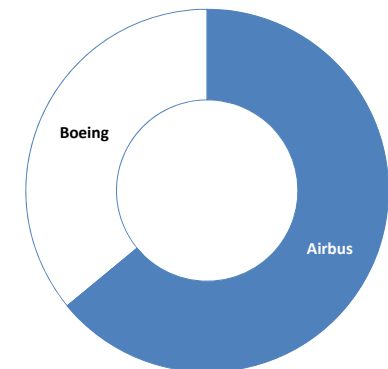
TOP ORDERS, AIRCRAFT IN PRODUCTION

AIRBUS			BOEING		
Rank	Customer	Orders	Rank	Customer	Orders
1	Emirates	53	1	Emirates	61
2	Turkish Airlines	20	2	FedEx	53
3	Kingfisher Airlines	20	3	Aeroflot	34
4	Philippine Airlines	19	4	ILFC	30
5	Garuda Indonesia	18	5	Qatar Airways	30
6	Intrepid Aviation Group	16	6	American Airlines	23
7	Airasia X	15	7	Air India	22
8	Ethiad Airways	13	8	Turkish Airlines	20
9	Hong Kong Airlines	12	9	Delta Air Lines	18
10	CIT	10	10	GECAS	18
11	Delta Air Lines	10	11	Lan Airlines	18
12	Qatar Airways	10	12	Cathay Pacific	18
13	British Airways	10	13	Air Canada	18
14	Cathay Pacific	9	14	All Nippon Airways	16
15	Synergy Aerospace	9	15	Gulf Air	16

AIRCRAFT IN PRODUCTION

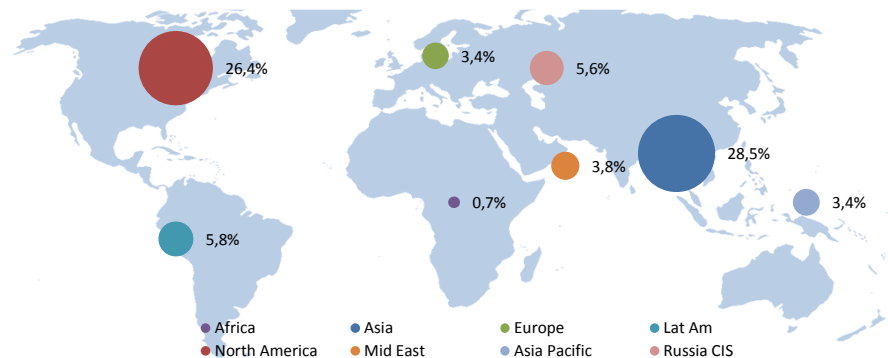


AIRCRAFT NOT IN PRODUCTION



BACKLOG OVERVIEW-NARROWBODY AIRCRAFT

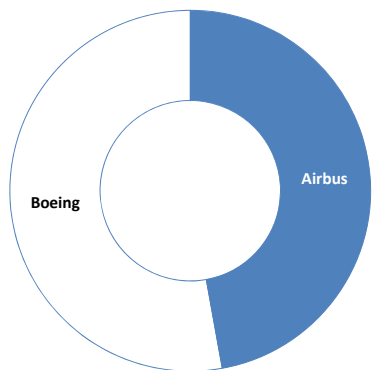
WORLD BACKLOG DISTRIBUTION



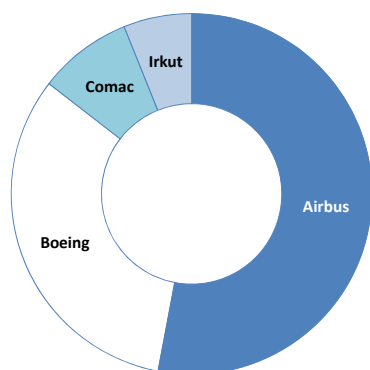
MARKET SHARE BY MANUFACTURER										
	Airbus		Boeing		Comac		Irkut		TOTAL	
	No	%	No	%	No	%	No	%	No	%
Africa	38	0,9%	16	0,5%	0	0,0%	0	0,0%	54	0,7%
Asia	1346	32,2%	587	16,9%	360	94,7%	71	25,7%	2364	28,5%
Asia Pacific	218	5,2%	67	1,9%	0	0,0%	0	0,0%	285	3,4%
Europe	990	23,7%	780	22,5%	0	0,0%	0	0,0%	1770	21,3%
Lat Am	286	6,8%	196	5,7%	0	0,0%	0	0,0%	482	5,8%
Mid East	233	5,6%	86	2,5%	0	0,0%	0	0,0%	319	3,8%
North America	941	22,5%	1233	35,6%	20	5,3%	0	0,0%	2194	26,4%
Russia CIS	59	1,4%	109	3,1%	0	0,0%	200	72,5%	368	4,4%
Not Disclosed	66	1,6%	393	11,3%	0	0,0%	5	1,8%	464	5,6%
Total	4177	50,3%	3467	41,8%	380	4,6%	276	3,3%	8300	

ORDERS BY CUSTOMER PROFILE										
	Airbus	Boeing	Comac	Irkut						
Airline	3258	78,0%	2506	72,3%	140	36,8%	15	5,4%	5919	71,3%
Lessor	853	20,4%	537	15,5%	240	63,2%	256	92,8%	1886	22,7%
Other	66	1,6%	424	12,2%	0	0,0%	5	1,8%	495	6,0%

AIRCRAFT IN PRODUCTION



AIRCRAFT NOT IN PRODUCTION



TOP ORDERS BY MANUFACTURER, NARROWBODY AIRCRAFT

	AIRBUS	Orders	BOEING	Orders	COMAC	Orders	IRKUT	Orders
1	AirAsia	350	Southwest Airlines	314	CCB Financial Leasing	50	Avia Capital Services	85
2	Lion Air	234	Lion Air	311	ICBC Leasing	45	Ilyushin finance	50
3	Indigo	195	American Airlines	185	ABC Financial Leasing	45	Crecom	50
4	ILFC	165	Ryanair	175	BOCOMM Leasing	30	VEB Leasing	30
5	Lufthansa	145	United Airlines	169	Sichuan Airlines	20	Air Excellence	21
6	Easyjet	144	Norwegian	161	Joy Air	20	Sberbank Leasing	20
7	American Airlines	130	Air Lease Corporatio	149	Hebei Airlines	20	IrAero	10
8	Qantas	124	GECAS	118	Hainan Airlines	20	Nordwind Airlines	5
9	Spirit Airlines	115	Delta Air Lines	99	GECAS	20		
10	Norwegian	100	GOL	97	China Southern Airlir	20		
11	GECAS	96	Westjet	92	China Eastern Airline	20		
12	BOC Aviation	87	Aviation Capital Grou	86	CALC (China Aircraft	20		
13	Alafco	85	Turkish Airlines	85	BOC Aviation	20		
14	Turkish Airlines	82	Alaska Airlines	72	Air China	20		
15	JetBlue	81	TUI Travel PLC	68	CDB Leasing	10		

TOP ORDERS, AIRCRAFT IN PRODUCTION

	AIRBUS	Orders	BOEING	Orders
1	AirAsia	86	Southwest Airlines	314
2	Wizz Air	70	Lion Air	311
3	Spirit Airlines	70	American Airlines	185
4	Lion Air	60	Ryanair	175
5	ICBC Leasing	57	United Airlines	169
6	BOC Aviation	50	Norwegian	161
7	Lan Airlines	47	Air Lease Corporation	149
8	Qantas	46	GECAS	118
9	Indigo	45	Delta Air Lines	99
10	Lufthansa	45	GOL	97
11	Easyjet	44	Westjet	92
12	AWAS	44	Aviation Capital Group	86
13	Kingfisher Red	43	Turkish Airlines	85
14	JetBlue	41	Alaska Airlines	72
15	TAM	40	TUI Travel PLC	68

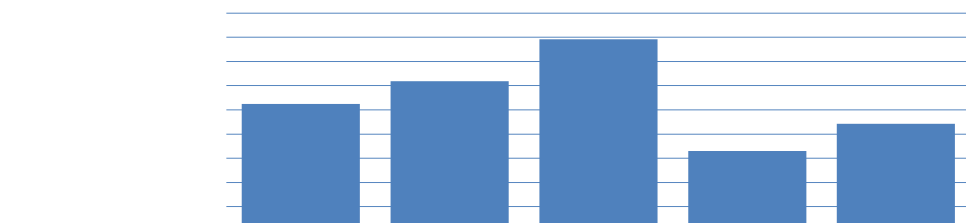
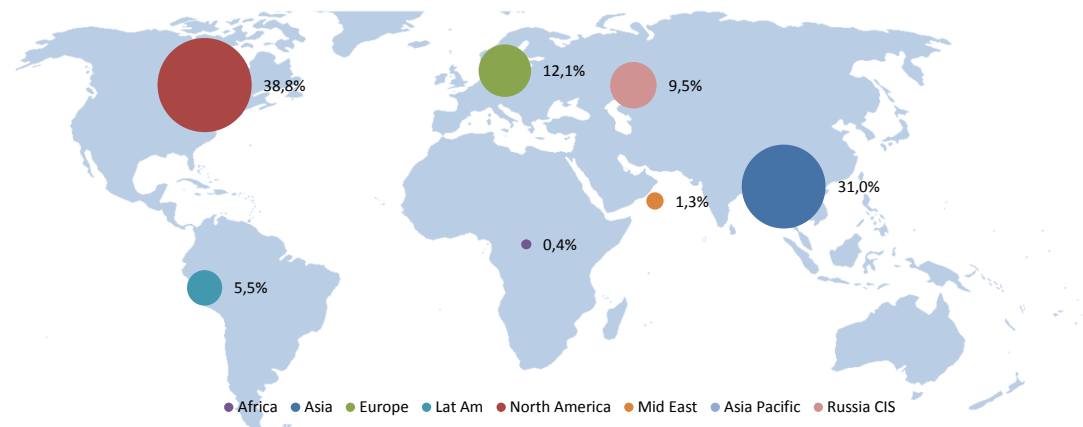
ORDERS BY REGION AND MANUFACTURER

	IN PRODUCTION				NOT IN PRODUCTION							
	No		%		No		%		No		%	
Africa	35	16	2,0%	0,8%	3	0	0	0	0,1%	0,0%	0,0%	0,0%
Asia	607	355	34,0%	17,8%	739	232	360	71	30,9%	15,8%	94,7%	25,7%
Asia Pacific	100	44	5,6%	2,2%	118	23	0	0	4,9%	1,6%	0,0%	0,0%
Europe	401	452	22,5%	22,6%	589	328	0	0	24,6%	22,4%	0,0%	0,0%
Lat Am	141	76	7,9%	3,8%	145	120	0	0	6,1%	8,2%	0,0%	0,0%
Mid East	74	66	4,1%	3,3%	159	20	0	0	6,6%	1,4%	0,0%	0,0%
North America	310	686	17,4%	34,3%	631	547	20	0	26,4%	37,3%	5,3%	0,0%
Russia CIS	51	109	2,9%	5,5%	8	0	0	200	0,3%	0,0%	0,0%	72,5%
Not Disclosed	66	196	3,7%	9,8%	0	197	0	5	0,0%	13,4%	0,0%	1,8%
Total	1785	2000	47,2%	52,8%	2392	1467	380	276	53,0%	32,5%	8,4%	6,1%

ORDERS BY CUSTOMER PROFILE												
	Airbus	Boeing	Comac	Irkut								
Airline	1368	1520	76,6%	76,0%	1890	986	140	15	79,0%	67,2%	36,8%	5,4%
Lessor	351	253	19,7%	12,7%	502	284	240	256	21,0%	19,4%	63,2%	92,8%
Other	66	227	3,7%	11,4%	0	197	0	5	0,0%	13,4%	0,0%	1,8%

BACKLOG OVERVIEW - REGIONAL AIRCRAFT

WORLD BACKLOG DISTRIBUTION

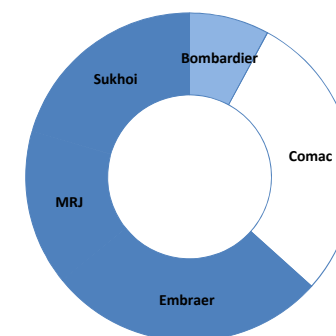


AIRCRAFT ORDERS BY REGION AND MANUFACTURER

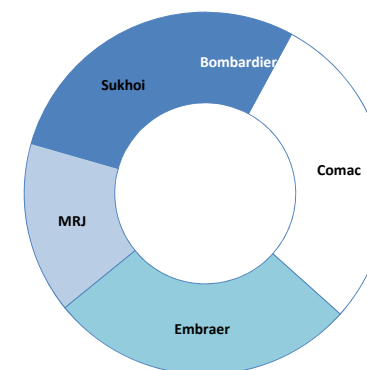
	Bombardier		Comac		Embraer		MRJ		Sukhoi		Total	
	No	%	No	%	No	%	No	%	No	%	No	%
Africa	3	1,1%	0	0,0%	3	0,8%	0	0,0%	0	0,0%	6	0,4%
Asia	15	5,7%	304	98,4%	19	4,8%	15	9,1%	66	29,9%	419	31,0%
Asia Pacific	0	0,0%	0	0,0%	0	0,0%	0	0,0%	0	0,0%	0	0,0%
Europe	107	40,8%	0	0,0%	47	11,9%	0	0,0%	10	4,5%	164	12,1%
Lat Am	0	0,0%	0	0,0%	27	6,8%	0	0,0%	47	21,3%	74	5,5%
Mid East	10	3,8%	0	0,0%	8	2,0%	0	0,0%	0	0,0%	18	1,3%
North America	77	29,4%	5	1,6%	289	73,0%	150	90,9%	4	1,8%	525	38,8%
Russia CIS	32	12,2%	0	0,0%	2	0,5%	0	0,0%	94	42,5%	128	9,5%
Not Disclosed	18	6,9%	0	0,0%	1	0,3%	0	0,0%	0	0,0%	19	1,4%
Total	262	19,4%	309	22,8%	396	29,3%	165	12,2%	221	16,3%	1353	

ORDERS BY CUSTOMER PROFILE												
Airline	173	66,0%	245	0,79288	304	76,8%	165	100,0%	146	66,1%	1033	76,3%
Lessor	67	25,6%	55	0,177994	90	22,7%	0	0,0%	75	33,9%	287	21,2%
Other	22	8,4%	9	0,029126	2	0,5%	0	0,0%	0	0,0%	33	2,4%

AIRCRAFT IN PRODUCTION



AIRCRAFT NOT IN PRODUCTION



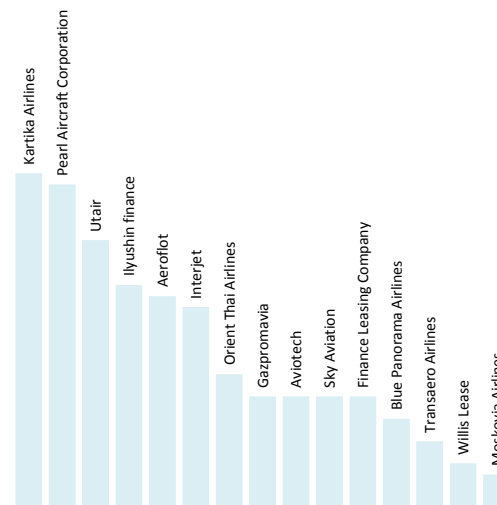
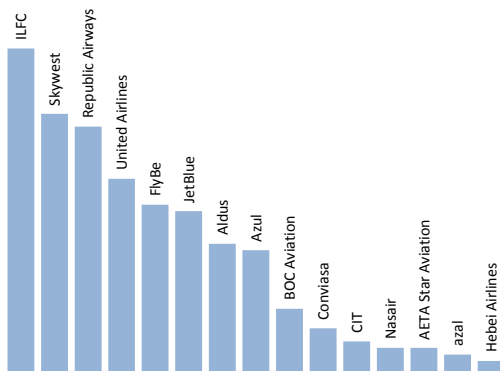
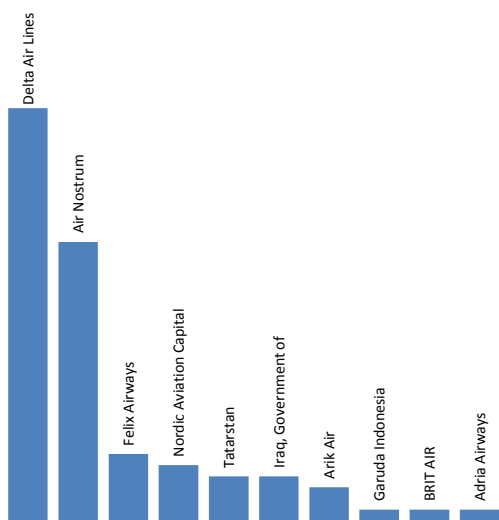
IN PRODUCTION												
Bombardier		Embraer		Sukhoi		Total						
No	%	No	%	No	%	No	%					
3	3,5%	3	1,0%	0	0,0%	6	1,0%					
5	5,9%	19	6,4%	66	29,9%	90	15,0%					
0	0,0%	0	0,0%	0	0,0%	0	0,0%					
32	37,6%	47	15,9%	10	4,5%	89	14,8%					
0	0,0%	27	9,1%	47	21,3%	74	12,3%					
10	11,8%	8	2,7%	0	0,0%	18	3,0%					
37	43,5%	189	63,9%	4	1,8%	230	38,2%					
0	0,0%	2	0,7%	94	42,5%	-1	-0,2%					
-2	-2,4%	1	0,3%	0	0,0%	96	15,9%					
85	14%	296	49%	221	37%	602						

78	91,8%	204	68,9%	146	66,1%	428	71,1%
5	5,9%	90	30,4%	75	33,9%	170	28,2%
2	2,4%	2	0,7%	0	0,0%	4	0,7%

BACKLOG OVERVIEW-REGIONAL AIRCRAFT

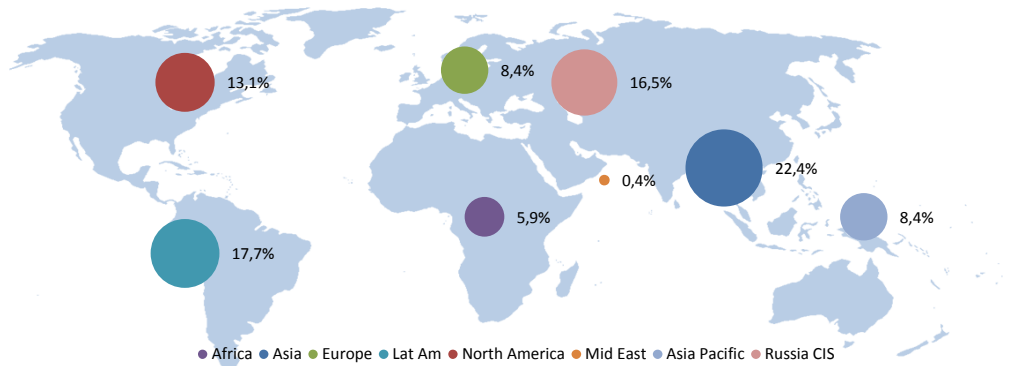
TOP ORDERS BY MANUFACTURER, REGIONAL AIRCRAFT

Bombardier			Comac			Embraer			MRJ			Sukhoi		
		Orders			Orders			Orders			Orders			Orders
1	Republic Airways	40	Henan Airlines		100	Skywest		140	Skywest		100	Kartika Airlines		30
2	Delta Air Lines	37	Joy Air		50	ILFC		50	Trans States Holdings		50	Pearl Aircraft Corporation		29
3	Ilyushin finance	32	Merpati Nusantara Airlines		40	Republic Airways		38	All Nippon Airways		15	Utair		24
4	Deutsche Lufthansa	30	Shanghai Financial Leasing		30	United Airlines		30				Ilyushin finance		20
5	Air Nostrum	25	Chengdu Airlines		30	FlyBe		26				Aeroflot		19
6	Lease Corporation Internationa	20	Shenzhen Financial Leasing		20	JetBlue		25				Interjet		18
7	AirBaltic	10	Shandong Airlines		10	Aldus		20				Orient Thai Airlines		12
8	Korean Air	10	Merkukh Enterprises		9	Azul		19				Gazpromavia		10
9	Braathens Aviation/Malmö	10	Xiamen Airlines		6	BOC Aviation		10				Aviotech		10
10	Felix Airways	6	Shanghai Airlines		5	Conviasa		7				Sky Aviation		10
11	Nordic Aviation Capital	5	GECAS		5	CIT		5				Finance Leasing Company		10
12	PrivatAir	5	Myanma Airways		2	Nasair		4				Blue Panorama Airlines		8
13	Tatarstan	4	Lao Airlines		2	AETA Star Aviation		4				Transaero Airlines		6
14	Iraq, Government of	4				azal		3				Willis Lease		4
15	Arik Air	3				Hebei Airlines		2				Moskovia Airlines		3



TOP ORDERS BY MANUFACTURER, REGIONAL AIRCRAFT

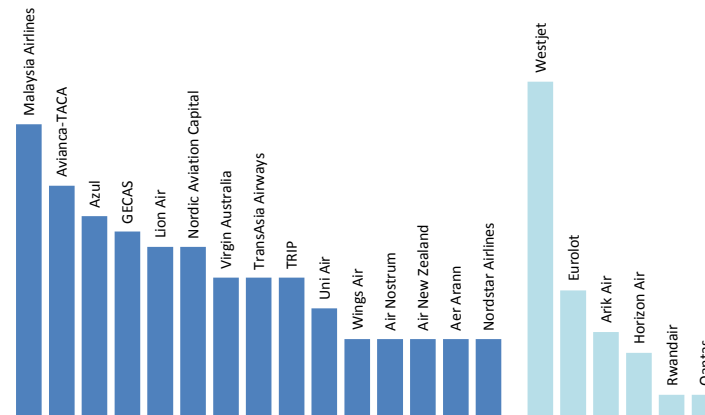
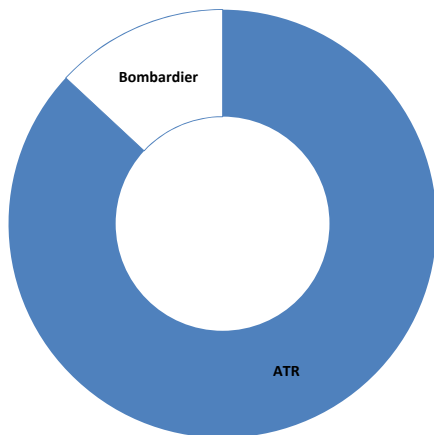
Bombardier			Embraer			Sukhoi		
		Orders			Orders			Orders
1	Delta Air Lines	37	ILFC		50	Kartika Airlines		30
2	Air Nostrum	25	Skywest		40	Pearl Aircraft Corporation		29
3	Felix Airways	6	Republic Airways		38	Utair		24
4	Nordic Aviation Capital	5	United Airlines		30	Ilyushin finance		20
5	Tatarstan	4	FlyBe		26	Aeroflot		19
6	Iraq, Government of	4	JetBlue		25	Interjet		18
7	Arik Air	3	Aldus		20	Orient Thai Airlines		12
8	Garuda Indonesia	1	Azul		19	Gazpromavia		10
9	BRIT AIR	1	BOC Aviation		10	Aviotech		10
10	Adria Airways	1	Conviasa		7	Sky Aviation		10
11			CIT		5	Finance Leasing Company		10
12			Nasair		4	Blue Panorama Airlines		8
13			AETA Star Aviation		4	Transaero Airlines		6
14			azal		3	Willis Lease		4
15			Hebei Airlines		2	Moskovia Airlines		3

BACKLOG OVERVIEW-TURBOPROP MARKET
WORLD BACKLOG DISTRIBUTION

MARKET SHARE BY MANUFACTURER

	ATR		Bombardier		TOTAL	
	No	%	No	%	No	%
Africa	9	4,4%	5	16,1%	14	5,9%
Asia	53	25,7%	0	0,0%	53	22,4%
Asia Pacific	19	9,2%	1	3,2%	20	8,4%
Europe	26	12,6%	6	19,4%	32	13,5%
Lat Am	42	20,4%	0	0,0%	42	17,7%
Mid East	1	0,5%	0	0,0%	1	0,4%
North America	12	5,8%	19	61,3%	31	13,1%
Russia CIS	39	18,9%	0	0,0%	5	2,1%
Not Disclosed	5	2,4%	0	0,0%	39	16,5%
Total	206	86,9%	31	13,1%	237	

ORDERS BY CUSTOMER PROFILE

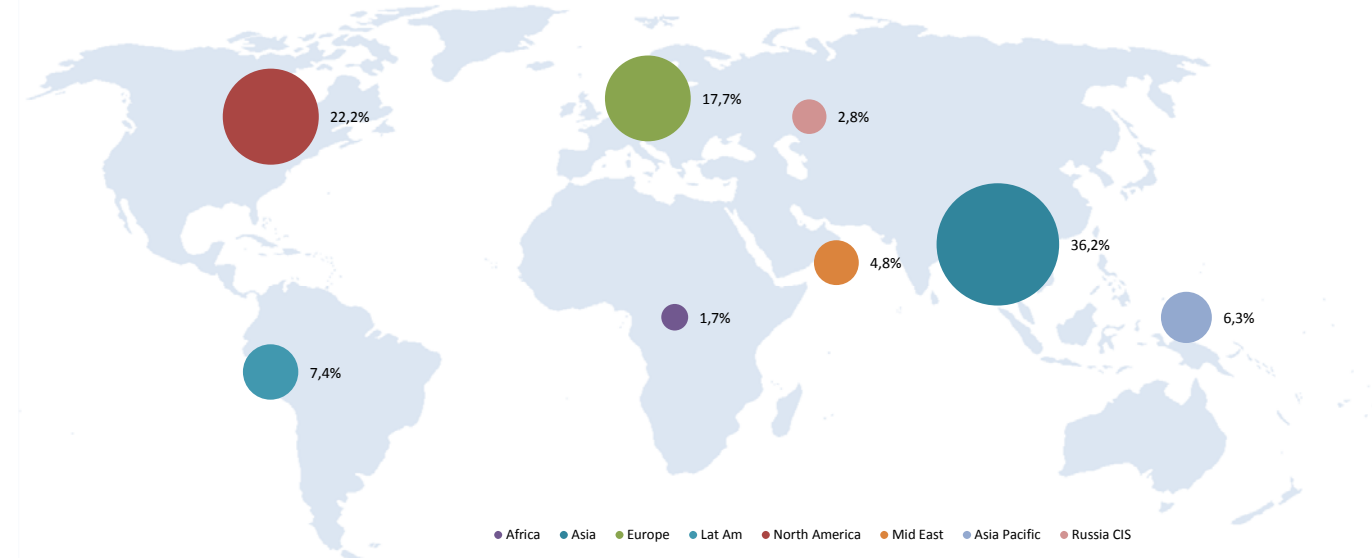
	ATR	Bombardier	TOTAL
Airline	142	31	173
Lessor	25	0	25
Other	39	0	39

AIRCRAFT IN PRODUCTION

TOP ORDERS. TURBOPROP AIRCRAFT

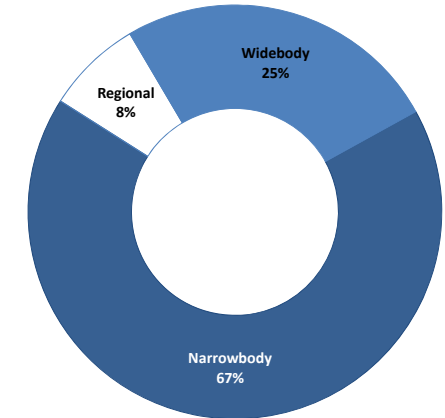
ATR	Orders	Bombardier	Orders
1 Malaysia Airlines	19	Westjet	16
2 Avianca-TACA	15	Eurolot	6
3 Azul	13	Arik Air	4
4 GECAS	12	Horizon Air	3
5 Lion Air	11	Rwandair	1
6 Nordic Aviation Capital	11	Qantas	1
7 Virgin Australia	9		
8 TransAsia Airways	9		
9 TRIP	9		
10 Uni Air	7		
11 Wings Air	5		
12 Air Nostrum	5		
13 Air New Zealand	5		
14 Aer Arann	5		
15 Nordstar Airlines	5		

DELIVERIES OVERVIEW

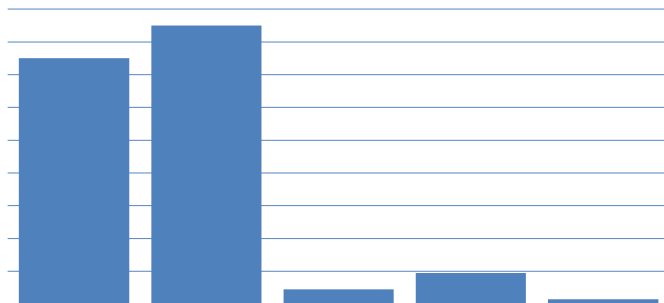
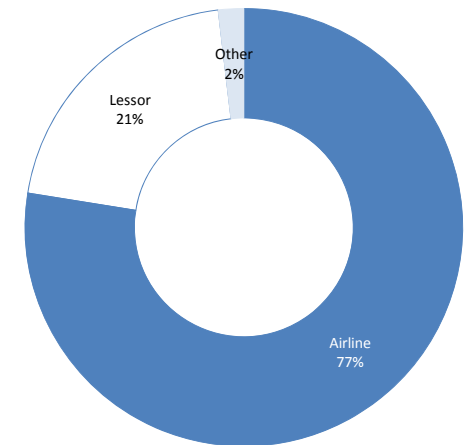
WORLD BACKLOG DISTRIBUTION



BY ASSET CLASS



BY CUSTOMER PROFILE



Region	Airbus		Boeing		Bombardier		Embraer		Sukhoi		Total
	No	%	No	%	No	%	No	%	No	%	
Africa	3	2,0%	2	1,2%	0	0,0%	1	5,3%	0	0,0%	6
Asia	50	33,3%	74	43,5%	1	11,1%	1	5,3%	1	33,3%	127
Asia Pacific	15	10,0%	5	2,9%	2	22,2%	0	0,0%	0	0,0%	22
Europe	36	24,0%	25	14,7%	1	11,1%	0	0,0%	0	0,0%	62
Latin America	11	7,3%	13	7,6%	0	0,0%	1	5,3%	1	33,3%	26
Middle East	5	3,3%	9	5,3%	0	0,0%	3	15,8%	0	0,0%	17
North America	25	16,7%	38	22,4%	5	55,6%	10	52,6%	0	0,0%	78
Russia CIS	4	2,7%	2	1,2%	0	0,0%	3	15,8%	1	33,3%	10
Not Disclosed	1	0,7%	2	1,2%	0	0,0%	0	0,0%	0	0,0%	3
Total	150	43,1%	170	40,1%	9	2,6%	19	3,0%	3	1,9%	351

Customer Profile	Airbus		Boeing		Bombardier		Embraer		Sukhoi		Total	
	No	%	No	%	No	%	No	%	No	%	No	%
Airline	110	73,3%	138	81,2%	0	0,0%	0	0,0%	0	0,0%	248	70,7%
Lessor	39	26,0%	27	15,9%	0	0,0%	0	0,0%	0	0,0%	66	18,8%
Other	1	0,7%	5	2,9%	0	0,0%	0	0,0%	0	0,0%	6	1,7%

300 (82 %) DELIVERIES IN CAPE TOWN COUNTRIES

114 (31 %) DELIVERIES IN G8 COUNTRIES

103 (28 %) DELIVERIES IN BRICS COUNTRIES

BACKLOG OVERVIEW-WIDEBODY AIRCRAFT

61 (69 %) DELIVERIES IN CAPE TOWN COUNTRIES



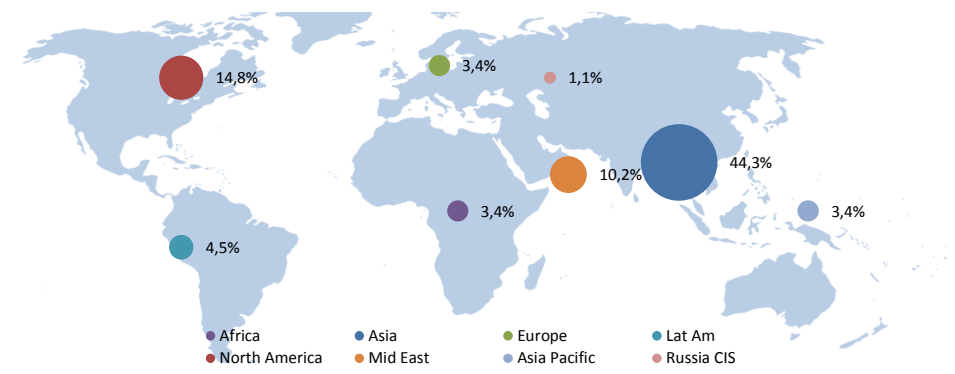
27 (31 %) DELIVERIES IN G8 COUNTRIES



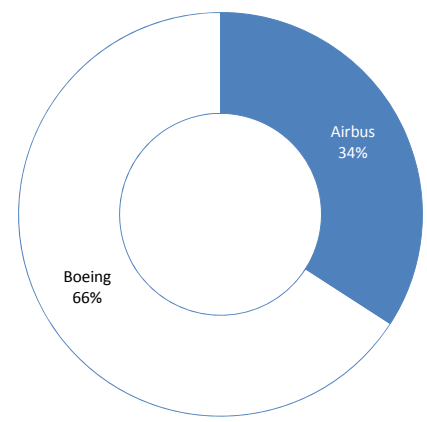
20 (23 %) DELIVERIES IN BRICS COUNTRIES



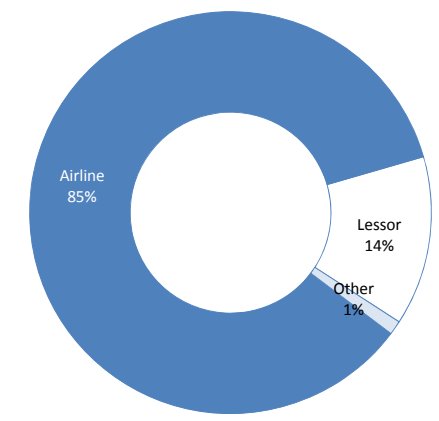
WORLD BACKLOG DISTRIBUTION



BREAKDOWN BY MANUFACTURER

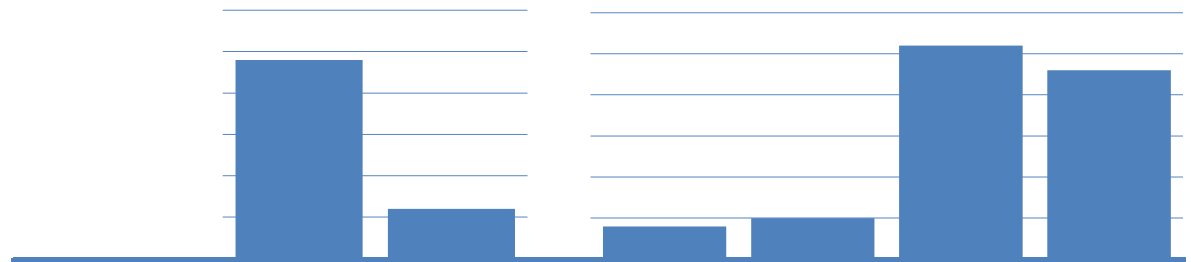


BREAKDOWN BY CUSTOMER TYPE



AIRCRAFT MARKET SHARE BY MANUFACTURER						
	Airbus		Boeing		TOTAL	
	No	%	No	%	No	%
Africa	1	3,3%	2	3,4%	3	3,4%
Asia	12	40,0%	27	46,6%	39	44,3%
Asia Pacific	2	6,7%	1	1,7%	3	3,4%
Europe	8	26,7%	7	12,1%	15	17,0%
Lat Am	1	3,3%	3	5,2%	4	4,5%
Mid East	2	6,7%	7	12,1%	9	10,2%
North America	3	10,0%	10	17,2%	13	14,8%
Russia CIS	0	0,0%	1	1,7%	1	1,1%
Not Disclosed	1	3,3%	0	0,0%	1	1,1%
Total	30	34,1%	58	65,9%	88	

ORDERS BY CUSTOMER PROFILE						
	Airbus		Boeing		TOTAL	
	No	%	No	%	No	%
Airline	22	73,3%	53	91,4%	75	85,2%
Lessor	7	23,3%	5	8,6%	12	13,6%
Other	1	3,3%	0	0,0%	1	1,1%



	AVERAGE PRODUCTION RATE PER MONTH											
	Airbus				Boeing							
	A330		A380		747		767		777		787	
	No	%	No	%	No	%	No	%	No	%	No	%
Average (PM)	8		2		1,3		1,7		8,7		7,7	
Jul	9	90,0%	1	10,0%	0	0%	2	40,0%	8	30,8%	7	30,4%
ago	7	77,8%	2	22,2%	2	50%	0	0,0%	6	23,1%	10	43,5%
sep	8	72,7%	3	27,3%	2	50%	3	60,0%	12	46,2%	6	26,1%
Total	24	80,0%	6	20,0%	4	7%	5	8,6%	26	44,8%	23	39,7%

ORDERS BY CUSTOMER PROFILE												
	Airbus				Boeing				TOTAL			
	No	%	No	%	No	%	No	%	No	%	No	%
Airline	16	66,7%	6	100,0%	4	100%	5	100,0%	23	88,5%	21	91,3%
Lessor	7	29,2%	0	0,0%	0	0%	0	0,0%	3	11,5%	2	8,7%
Other	1	4,2%	0	0,0%	0	0%	0	0,0%	0	0,0%	0	0,0%

DELIVERIES OVERVIEW-NARROWBODY AIRCRAFT

202 (87 %) DELIVERIES IN CAPE TOWN COUNTRIES



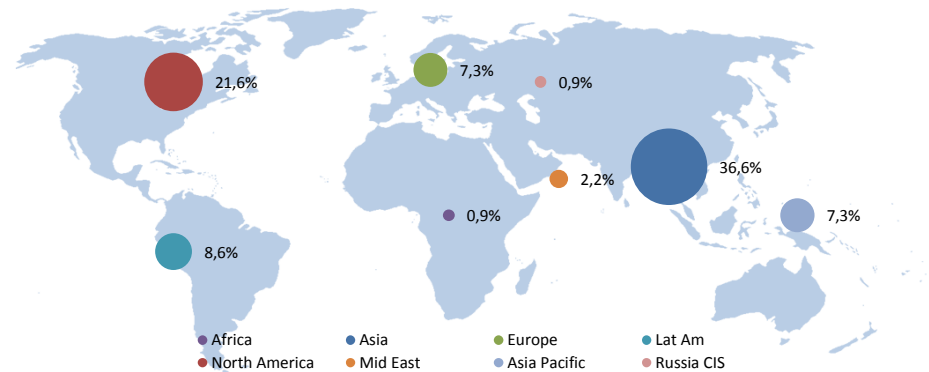
67 (29 %) DELIVERIES IN G8 COUNTRIES



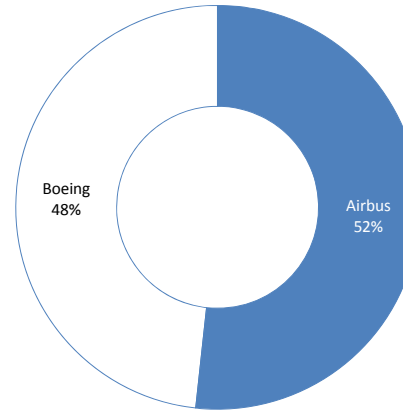
82 (35 %) DELIVERIES IN BRICS COUNTRIES



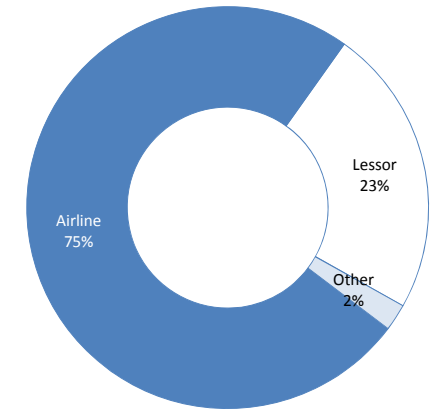
WORLD BACKLOG DISTRIBUTION



BREAKDOWN BY MANUFACTURER



BREAKDOWN BY CUSTOMER TYPE



AIRCRAFT MARKET SHARE BY MANUFACTURER

	Airbus		Boeing		TOTAL	
	No	%	No	%	No	%
Africa	2	1,7%	0	0,0%	2	0,9%
Asia	38	31,7%	47	42,0%	85	36,6%
Asia Pacific	13	10,8%	4	3,6%	17	7,3%
Europe	28	23,3%	18	16,1%	46	19,8%
Lat Am	10	8,3%	10	8,9%	20	8,6%
Mid East	3	2,5%	2	1,8%	5	2,2%
North America	22	18,3%	28	25,0%	50	21,6%
Russia CIS	4	3,3%	1	0,9%	5	2,2%
Not Disclosed	0	0,0%	2	1,8%	2	0,9%
Total	120		112		232	

ORDERS BY CUSTOMER PROFILE

	No	%	No	%	No	%
Airline	88	73,3%	85	75,9%	173	74,6%
Lessor	32	26,7%	22	19,6%	54	23,3%
Other	0	0,0%	5	4,5%	5	2,2%

AVERAGE PRODUCTION RATES PER MONTH

	Airbus						Boeing					
	A319		A320		A321		737-700		737-800		737-900	
	No	%	No	%	No	%	No	%	No	%	No	%
Average (PM)	4,7		27,7		7,7		1,7		32,3		3,3	
jul	3	7,1%	32	76,2%	7	30,4%	1	20,0%	31	32,0%	3	30,0%
ago	4	10,5%	25	65,8%	9	39,1%	1	20,0%	36	37,1%	1	10,0%
sep	7	17,5%	26	65,0%	7	30,4%	3	60,0%	30	30,9%	6	60,0%
Total	14	11,7%	83	69,2%	23	19,2%	5	4,5%	97	86,6%	10	8,9%

ORDERS BY CUSTOMER PROFILE

	No	%	No	%	No	%	No	%	No	%	No	%
Airline	4	28,6%	62	74,7%	22	96%	3	60,0%	72	74,2%	10	100,0%
Lessor	10	71,4%	21	25,3%	1	4%	0	0,0%	22	22,7%	0	0,0%
Other	0	0,0%	0	0,0%	0	0%	2	40,0%	3	3,1%	0	0,0%

DELIVERIES OVERVIEW-REGIONAL AIRCRAFT

21 (.81 %) DELIVERIES IN CAPE TOWN COUNTRIES



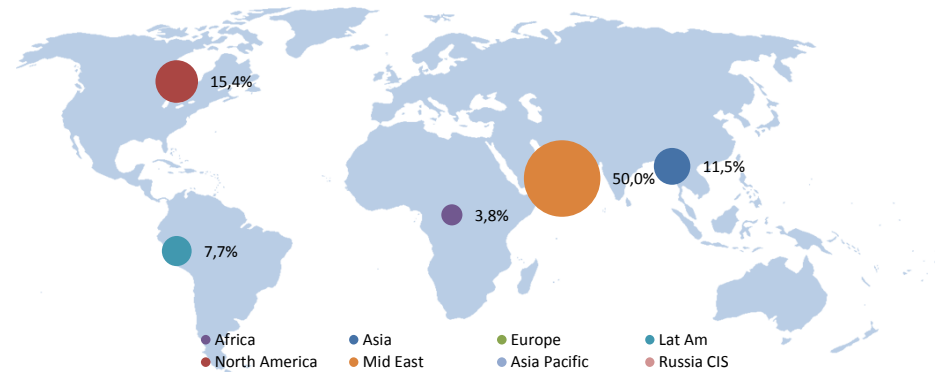
15 (.58 %) DELIVERIES IN G8 COUNTRIES



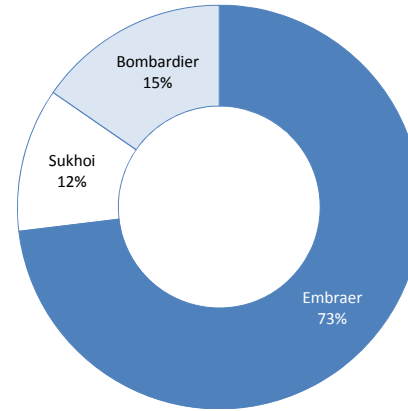
1 (.4 %) DELIVERIES IN BRICS COUNTRIES



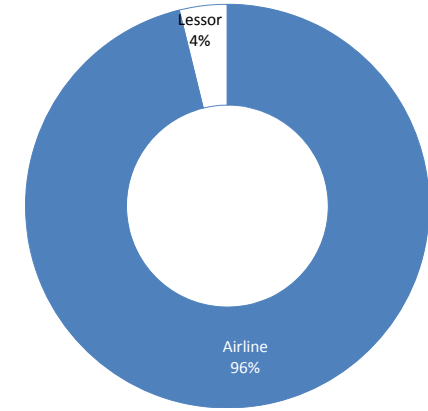
WORLD BACKLOG DISTRIBUTION



BREAKDOWN BY MANUFACTURER



BREAKDOWN BY CUSTOMER TYPE



AIRCRAFT MARKET SHARE BY MANUFACTURER

	Bombardier		Embraer		Sukhoi		TOTAL	
	No	%	No	%	No	%	No	%
Africa	0	0,0%	1	5,3%	0	0,0%	1	3,8%
Asia	1	25,0%	1	5,3%	1	33,3%	3	11,5%
Asia Pacific	0	0,0%	0	0,0%	0	0,0%	0	0,0%
Europe	0	0,0%	0	0,0%	0	0,0%	0	0,0%
Lat Am	0	0,0%	1	5,3%	1	33,3%	2	7,7%
Mid East	3	75,0%	10	52,6%	0	0,0%	13	50,0%
North America	0	0,0%	3	15,8%	1	33,3%	4	15,4%
Russia CIS	0	0,0%	3	15,8%	0	0,0%	3	11,5%
Not Disclosed	0	0,0%	0	0,0%	0	0,0%	0	0,0%
Total	4		19		3		26	

ORDERS BY CUSTOMER PROFILE

	No	%	No	%	No	%	No	%
Airline	4	100,0%	18	94,7%	3	100,0%	25	96,2%
Lessor	0	0,0%	1	5,3%	0	0,0%	1	3,8%
Other	0	0,0%	0	0,0%	0	0,0%	0	0,0%

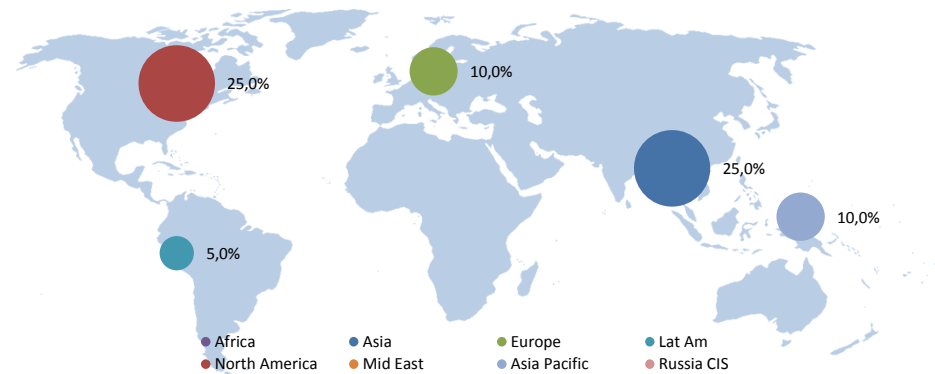
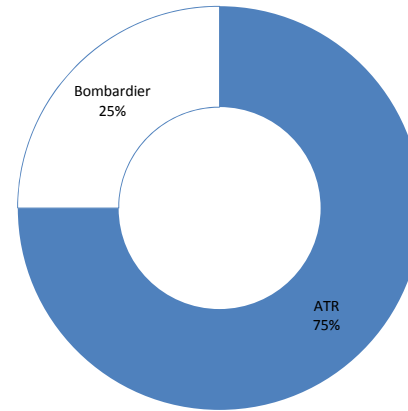
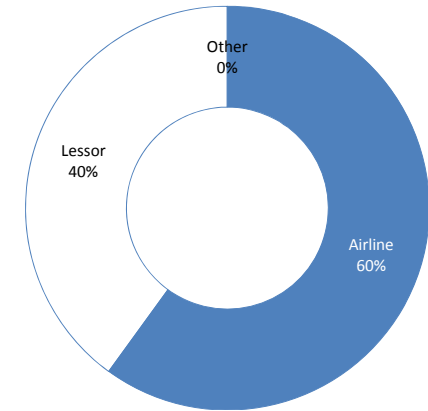
AVERAGE PRODUCTION RATES

	Embraer				Bombardier					
	E170s		E190s		CRJ700s		CRJ900s		CRJ1000s	
	No	%	No	%	No	%	No	%	No	%
Total	10	52,6%	9	47,4%	0	0,0%	3	75,0%	1	25,0%
ORDERS BY CUSTOMER PROFILE										
Airline	10	100,0%	8	88,9%	0	0,0%	3	100,0%	1	100,0%
Lessor	0	0,0%	1	11,1%	0	0,0%	0	0,0%	0	0,0%
Other	0	0,0%	0	0,0%	0	0,0%	0	0,0%	0	0,0%

DELIVERIES OVERVIEW-TURBOPROP AIRCRAFT
16 (.80 %) DELIVERIES IN CAPE TOWN COUNTRIES

5 (.25 %) DELIVERIES IN G8 COUNTRIES

0 (.0 %) DELIVERIES IN BRICS COUNTRIES

WORLD BACKLOG DISTRIBUTION

BREAKDOWN BY MANUFACTURER

BREAKDOWN BY CUSTOMER TYPE

AIRCRAFT MARKET SHARE BY MANUFACTURER

	ATR		Bombardier		TOTAL	
	No	%	No	%	No	%
Africa	0	0,0%	0	0,0%	0	0,0%
Asia	5	33,3%	0	0,0%	5	25,0%
Asia Pacific	0	0,0%	2	40,0%	2	10,0%
Europe	6	40,0%	1	20,0%	7	35,0%
Lat Am	1	6,7%	0	0,0%	1	5,0%
Mid East	0	0,0%	0	0,0%	0	0,0%
North America	3	20,0%	2	40,0%	5	25,0%
Russia CIS	0	0,0%	0	0,0%	0	0,0%
Not Disclosed	0	0,0%	0	0,0%	0	0,0%
Total	15		5		20	

ORDERS BY CUSTOMER PROFILE

	No	%	No	%	No	%
Airline	8	53,3%	4	80,0%	12	60,0%
Lessor	7	46,7%	1	20,0%	8	40,0%
Other	0	0,0%	0	0,0%	0	0,0%

AVERAGE PRODUCTION RATES

	ATR				Bombardier	
	ATR42s		ATR72s		Q400s	
	No	%	No	%	No	%
Total	1	6,7%	14	93,3%	5	100,0%

ORDERS BY CUSTOMER PROFILE						
	No	%	No	%	No	%
Airline	1	100,0%	7	50,0%	4	80,0%
Lessor	0	0,0%	7	50,0%	1	20,0%
Other	0	0,0%	0	0,0%	0	0,0%



Airfinance

DEALS DATABASE

DEALS DATABASE SUBSCRIPTIONS:

Account Manager

Email: accountmanager@euromoneyplc.com

Tel: +44 (0)20 7779 8015

Euromoney Institutional Investor PLC
Nestor House, Playhouse Yard, London,

DEALS DATABASE CONTENT:

Alfonso Olivas

Analyst and Database Manager

Email: aolivas@euromoneyplc.com

Tel: +44 (0)20 7779 8225

Euromoney Institutional Investor PLC
Nestor House, Playhouse Yard, London,

This report is distributed for informational purposes only and should not be considered as investment advice or a recommendation of any particular strategy. This article contains opinions of the author but not necessarily those of Airfinance Journal. The information contained is a result of the research in different sources, and despite the efforts made, there could be inaccuracies or typological errors in the content. No part of this article may be reproduced in any form, or referred to in any other publication, without express written permission of the publisher.