

AIRFINANCE DEALS DATABASE

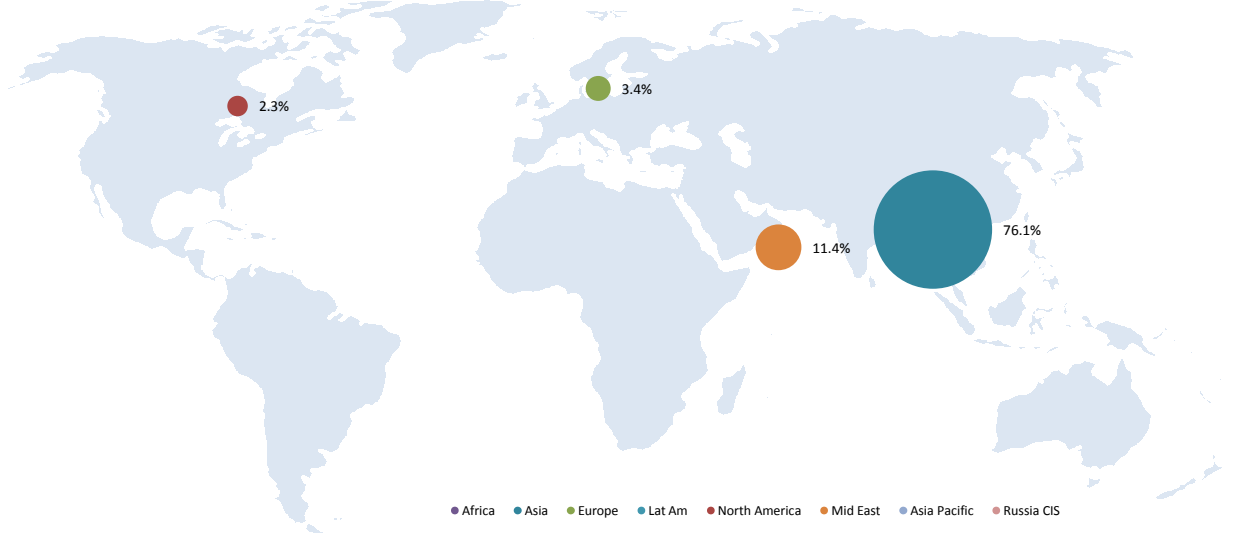
Singapore Airshow Special Report

February 2014

www.airfinancejournal.com/dealsdatabase

ORDERS OVERVIEW

WORLD DISTRIBUTION



Singapore Airshow key figures

176 New orders

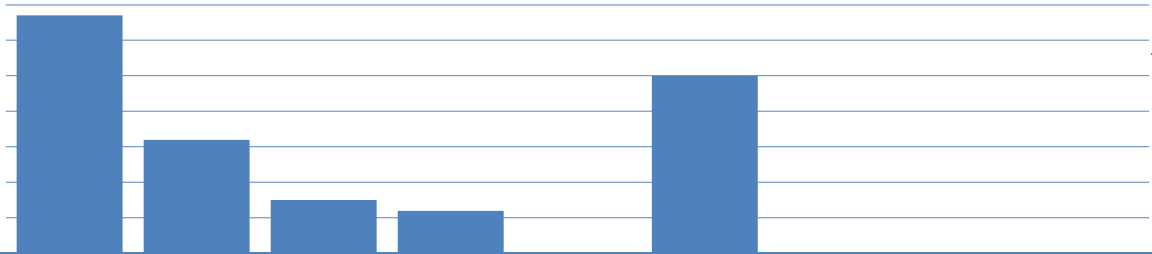
- 4 Twin aisle aircraft
- 78 Single aisle aircraft
- 62 Regional aircraft
- 32 Turboprop aircraft

Customers

- 144 Orders placed by Airlines (81.8 %)
- 20 Orders placed by Lessors (11.4 %)

Programme status

- 77 Orders for aircraft in production (43.8 %)
- 99 Orders for aircraft in production (56.3 %)



	Airbus		ATR		Boeing		Bombardier		COMAC		Embraer		Irkut		MRJ		Sukhoi		Total	
Africa	0	0.0%	0	0.0%	0	0.0%	0	0.0%	0	0.0%	0	0.0%	0	0.0%	0	0.0%	0	0.0%	0	0.0%
Asia	63	94.0%	6	18.8%	15	100.0%	0	0.0%	0	0.0%	50	100.0%	0	0.0%	0	0.0%	0	0.0%	134	76.1%
Asia Pacific	0	0.0%	0	0.0%	0	0.0%	0	0.0%	0	0.0%	0	0.0%	0	0.0%	0	0.0%	0	0.0%	0	0.0%
Europe	0	0.0%	6	18.8%	0	0.0%	0	0.0%	0	0.0%	0	0.0%	0	0.0%	0	0.0%	0	0.0%	6	3.4%
Latin America	4	6.0%	0	0.0%	0	0.0%	0	0.0%	0	0.0%	0	0.0%	0	0.0%	0	0.0%	0	0.0%	4	2.3%
Middle East	0	0.0%	20	62.5%	0	0.0%	0	0.0%	0	0.0%	0	0.0%	0	0.0%	0	0.0%	0	0.0%	20	11.4%
North America	0	0.0%	0	0.0%	0	0.0%	0	0.0%	0	0.0%	0	0.0%	0	0.0%	0	0.0%	0	0.0%	0	0.0%
Russia CIS	0	0.0%	0	0.0%	0	0.0%	0	0.0%	0	0.0%	0	0.0%	0	0.0%	0	0.0%	0	0.0%	0	0.0%
Not Disclosed	0	0.0%	0	0.0%	0	0.0%	12	100.0%	0	0.0%	0	0.0%	0	0.0%	0	0.0%	0	0.0%	12	6.8%
Total	67	38.1%	32	18.2%	15	8.5%	12	6.8%	0	0.0%	50	28.4%	0	0.0%	0	0.0%	0	0.0%	176	

	No	%	No	%	No	%	No	%	No	%	No	%	No	%	No	%	No	%
Airline	67	100.0%	12	37.5%	15	100.0%	0	0.0%	0	0.0%	50	100.0%	0	0.0%	0	0.0%	144	81.8%
Lessor	0	0.0%	20	62.5%	0	0.0%	0	0.0%	0	0.0%	0	0.0%	0	0.0%	0	0.0%	20	11.4%
Other	0	0.0%	0	0.0%	0	0.0%	12	100.0%	0	0.0%	0	0.0%	0	0.0%	0	0.0%	12	6.8%

AIRSHOW OVERVIEW BY MANUFACTURER

Airbus: 67 Orders (38.1 %)

Customer	No	Aircraft	BY SIZE	No	%
Aerolineas Argentinas	4	A330-200	Widebody	4	6.0%
Vietjet Air	42	A320NEO	Narrowbody	63	94.0%
Vietjet Air	14	A320	BY PROGRAMME STATUS		
Vietjet Air	7	A321	In Production	25	37.3%
			Not in Production	42	62.7%
			BY CUSTOMER PROFILE		
			Airline	67	100.0%
			Lessor	0	0.0%
			Other	0	0.0%
Total	67				

ATR: 32 Orders (18.2 %)

Customer	No	Aircraft	BY SIZE	No	%
Bangkok Airways	6	ATR72-600	Turboprop	32	47.8%
Dubai Aerospace Enterprise	20	ATR72-600	BY PROGRAMME STATUS		
Binter Canarias	6	ATR72-600	In Production	32	47.8%
			Not in Production	0	
			BY CUSTOMER PROFILE		
			Airline	12	17.9%
			Lessor	20	29.9%
			Other	0	0.0%
Total	32				

Boeing: 15 Orders (8.5 %)

Customer	No	Aircraft	BY SIZE	No	%
Nok Air	8	737-800	Widebody	0	0.0%
Nok Air	7	737 MAX8	Narrowbody	15	100.0%
			BY PROGRAMME STATUS		
			In Production	8	53.3%
			Not in Production	7	46.7%
			BY CUSTOMER PROFILE		
			Airline	15	100.0%
			Lessor	0	0.0%
			Other	0	0.0%
Total	15				

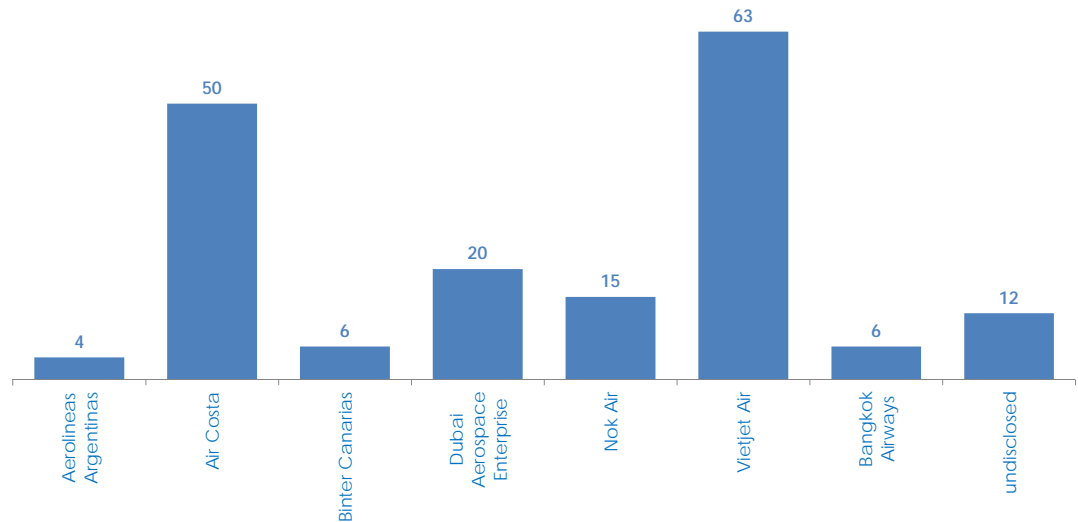
Bombardier: 12 Orders (6.8 %)

Customer	No	Aircraft	BY SIZE	No	%
undisclosed	12	CRJ900NG	Regional	12	100.0%
			BY PROGRAMME STATUS		
			In Production	12	100.0%
			Not in Production	0	
			BY CUSTOMER PROFILE		
			Airline	0	0.0%
			Lessor	0	0.0%
			Other	12	100.0%
Total	12				

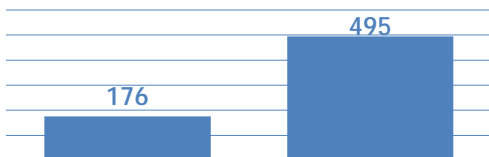
Embraer: 50 Orders (28.4 %)

Customer	No	Aircraft	BY SIZE	No	%
Air Costa	25	Embraer 190 E2	Regional	50	100.0%
Air Costa	25	Embraer 195 E2	BY PROGRAMME STATUS		
			In Production	0	0.0%
			Not in Production	50	100.0%
			BY CUSTOMER PROFILE		
			Airline	50	100.0%
			Lessor	0	0.0%
			Other	0	0.0%
Total	50				

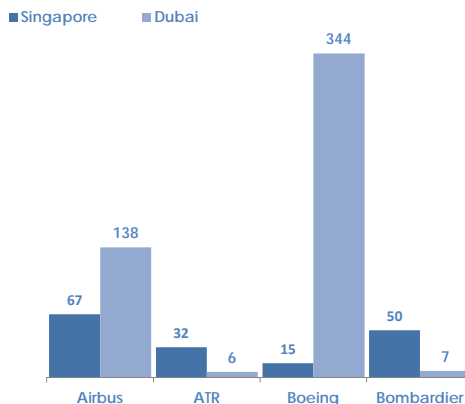
BREAKDOWN BY CUSTOMER



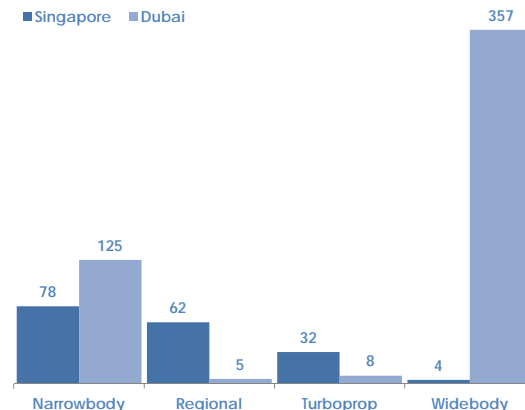
AIRSHOW OVERVIEW vs. DUBAI 2013



MANUFACTURERS



ASSET CLASSES



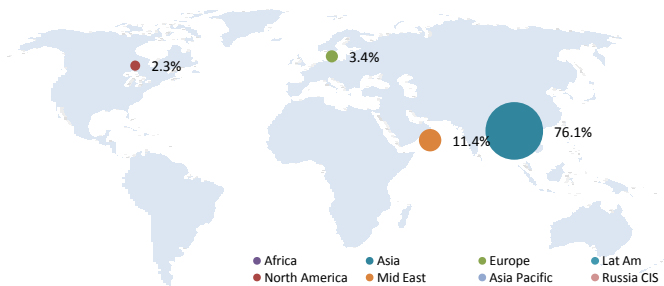
ORDERS BY REGION

	Singapore 2014		Dubai 2013	
Africa	0	0.0%	6	1.2%
Asia	134	76.1%	0	0.0%
Asia Pacific	0	0.0%	0	0.0%
Europe	6	3.4%	2	0.4%
Latin America	4	2.3%	0	0.0%
Middle East	20	11.4%	482	97.4%
North America	0	0.0%	5	1.0%
Russia CIS	0	0.0%	0	0.0%
Not Disclosed	12	6.8%	0	0.0%
Total	176		495	1.9%

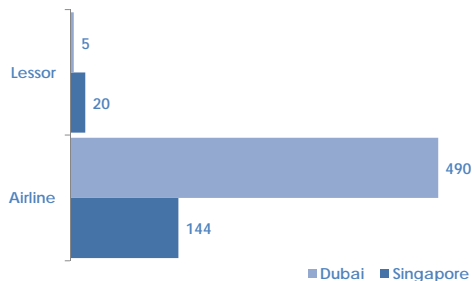
ORDERS BY CUSTOMER PROFILE

	No	%	No	%
Airline	144	81.8%	490	99.0%
Lessor	20	11.4%	5	1.0%
Other	12	6.8%	0	0.0%

WORLD BACKLOG DISTRIBUTION



CUSTOMER PROFILE



PROGRAMME STATUS

